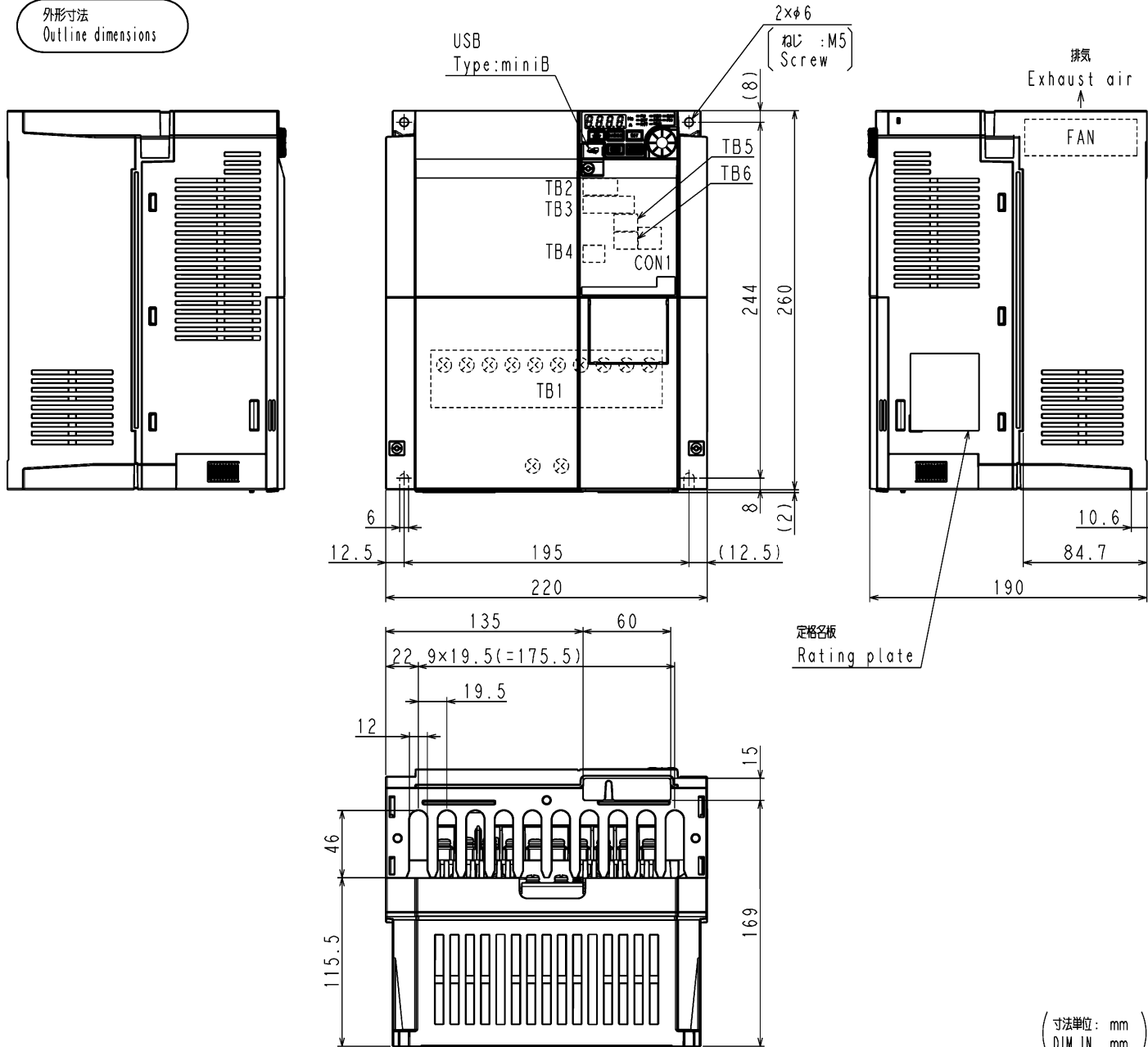


外形寸法
 Outline dimensions



端子配列
 Terminal arrangement

TB2

S1	S2	PC	RUN	FU	SE
----	----	----	-----	----	----

TB3

RL	RM	RH	SD	MRS	RES	SD	STF	STR
----	----	----	----	-----	-----	----	-----	-----

TB5

SO	SOC	FM/AM	SD/5
----	-----	-------	------

TB6

10	2	5	4
----	---	---	---

CON1

RS485

TB4

A	B	C
---	---	---

TB1

N/-	P1	P/+	PR	R/L1	S/L2	T/L3	U	V	W
-----	----	-----	----	------	------	------	---	---	---

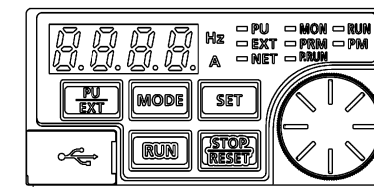


端子ねじサイズ
 Terminal screw size

	TB1	TB2, 3, 4, 5, 6	⊕
11K TYPE	M4	-	M4
15K TYPE	M5	-	M5

TB2, 3, 4, 5, 6: スプリングクランプ端子台
 Spring clamp terminal block
 電線サイズ 0.25~1.5mm /AWG 24~16
 Wire size

操作パネルキー配列
 OPERATION PANEL key arrangement



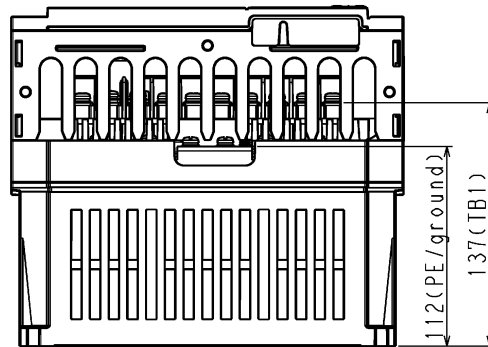
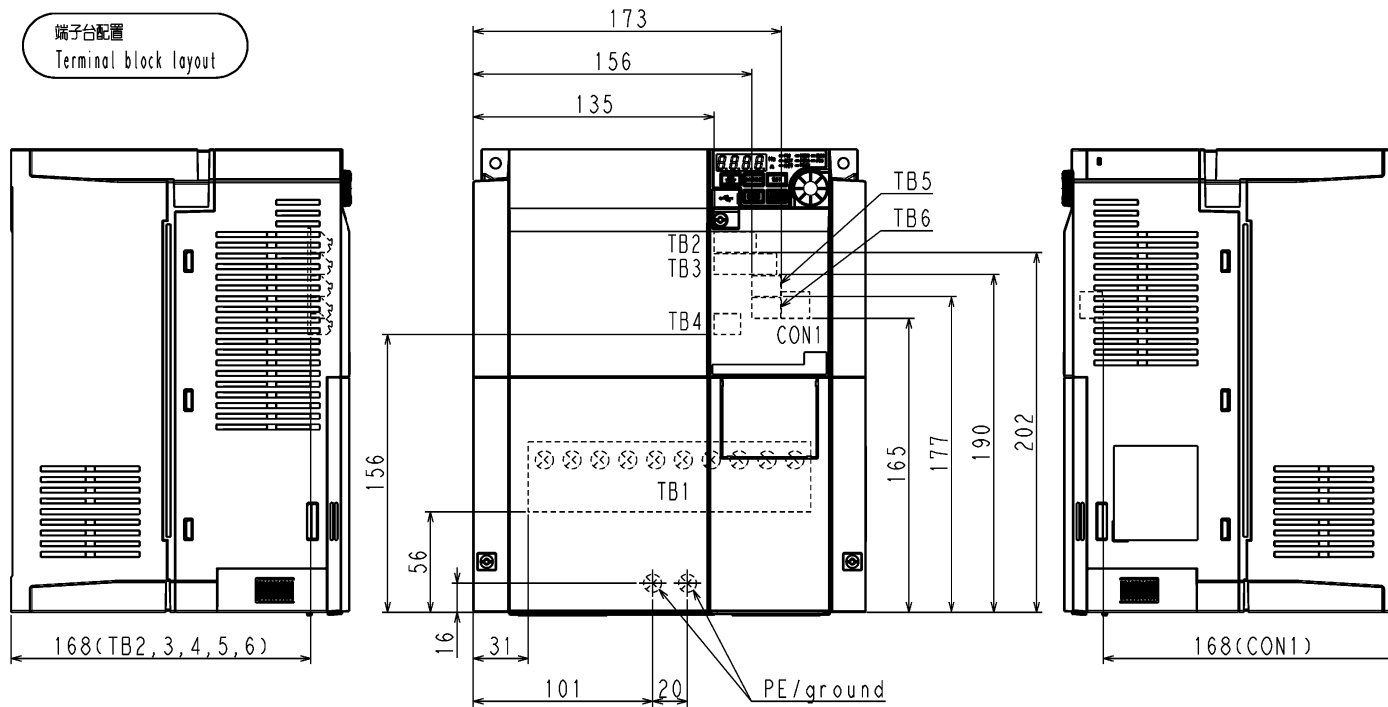
質量
 Mass

11K	4.8kg
15K	4.9kg

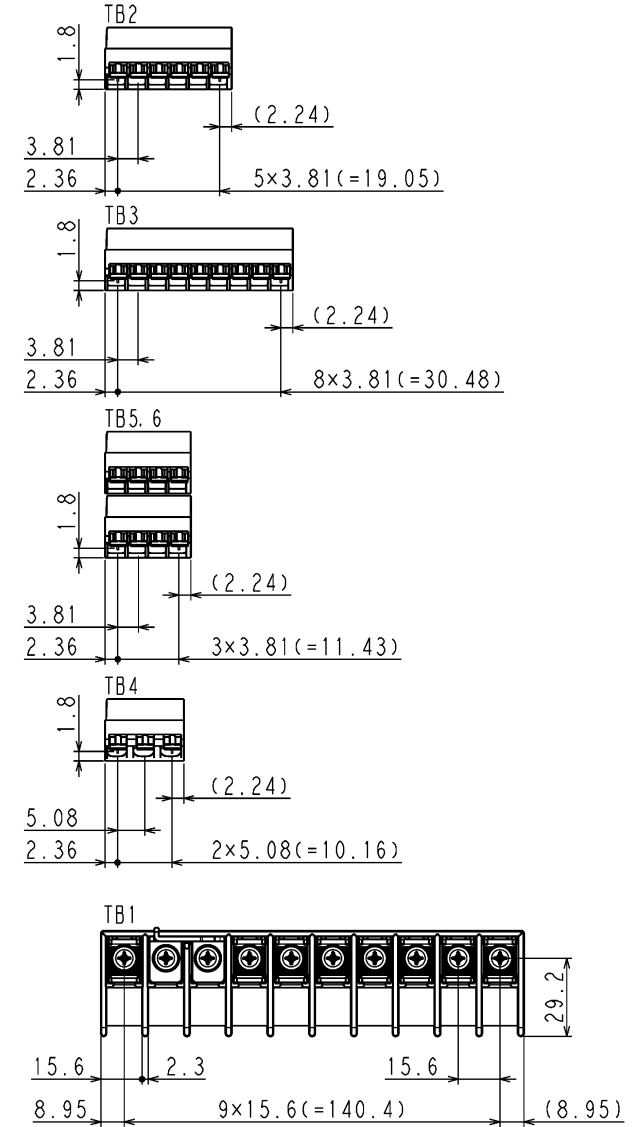
(寸法単位: mm)
 DIM. IN mm



端子台配置
Terminal block layout



端子台詳細図
Detail drawings of terminal blocks



(寸法単位: mm)
DIM. IN mm

