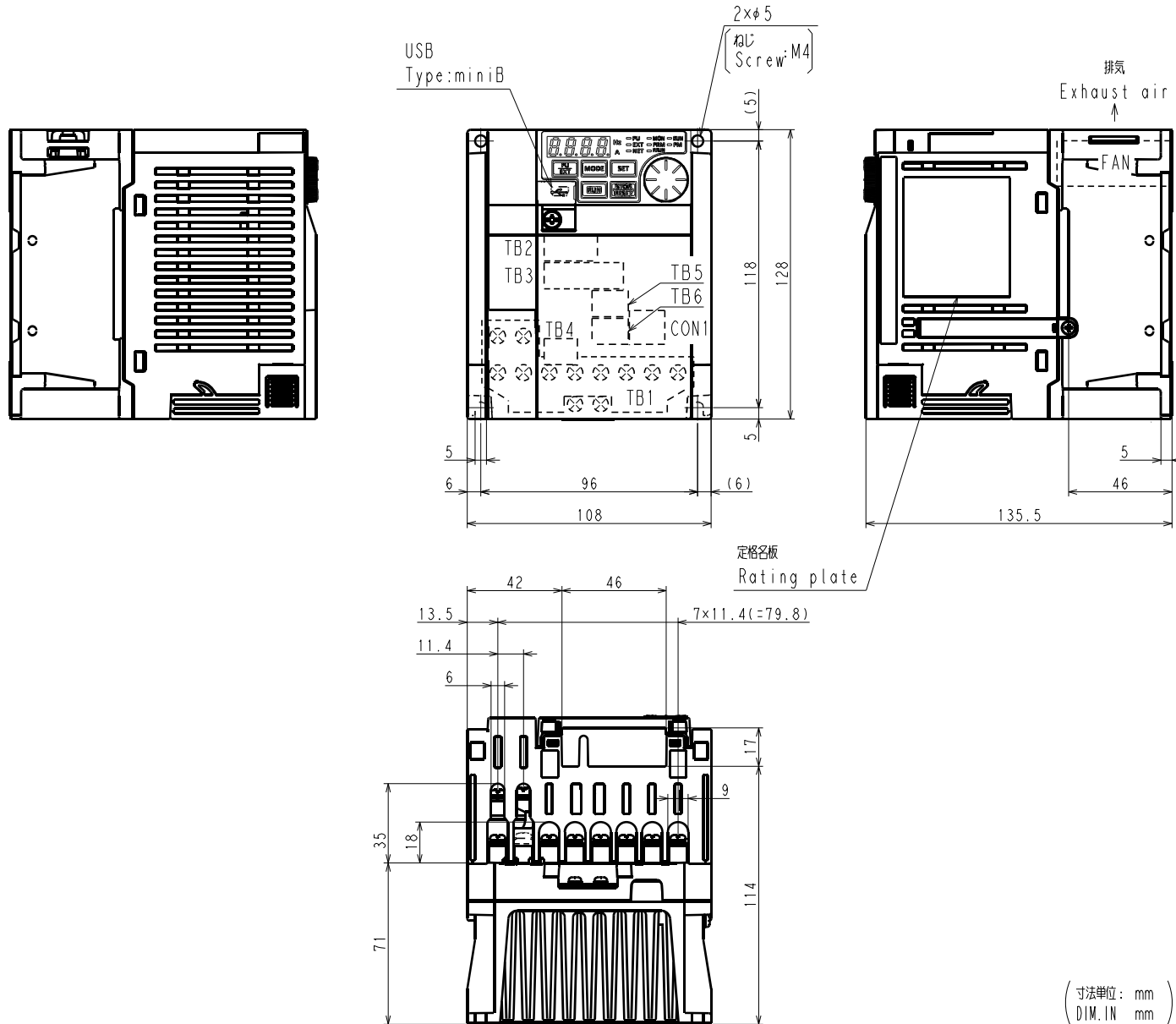


外形寸法
 Outline dimensions



端子配列
 Terminal arrangement

TB2

S1	S2	PC	RUN	FU	SE
----	----	----	-----	----	----

TB3

RL	RW	RH	SD	MRS	RES	SD	STF	STR
----	----	----	----	-----	-----	----	-----	-----

TB5

SO	SOC	FM/AM	SD/5
----	-----	-------	------

TB6

10	2	5	4
----	---	---	---

CON1

RS485

TB4

A	B	C
---	---	---

TB1

N/-	P/+	R/L1	S/L2	T/L3	U	V	W
PR	P1						

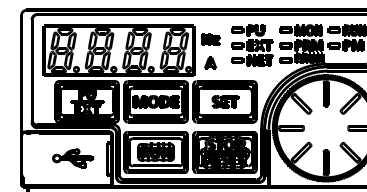


端子ねじサイズ
 Terminal screw size

TB1	TB2, 3, 4, 5, 6	⊕
M4	-	M3.5

TB2, 3, 4, 5, 6: スプリングクランプ端子台
 Spring clamp terminal block
 電線サイズ 0.25~1.5mm²/AWG 24~16
 Wire size

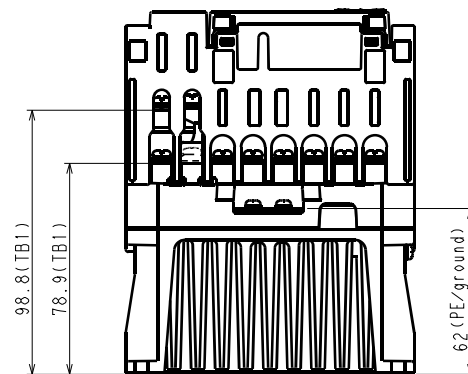
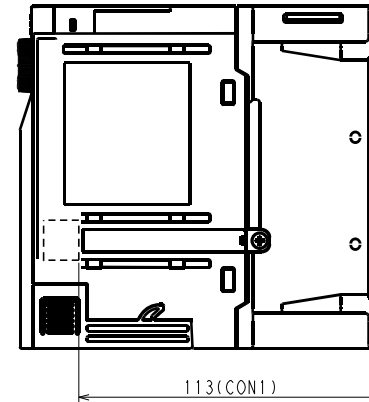
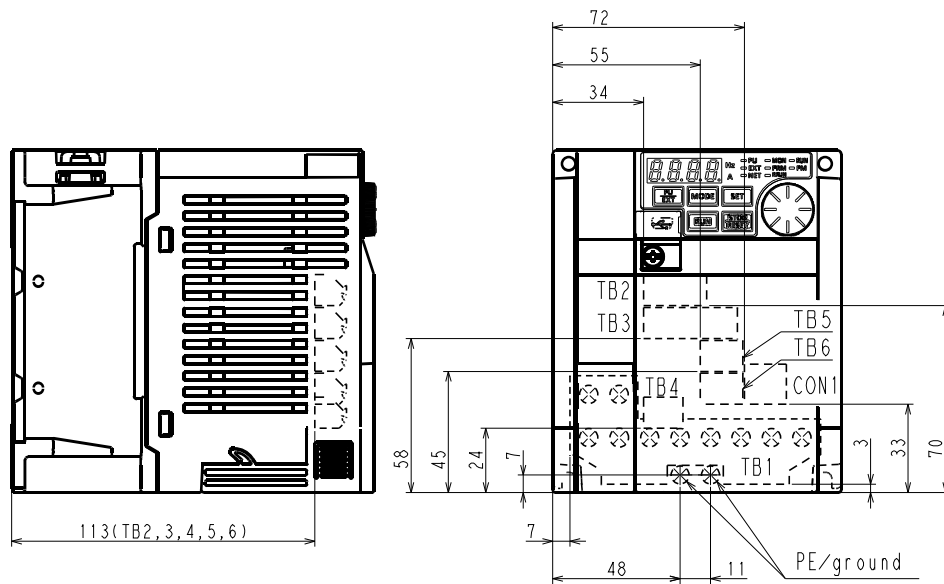
操作パネルキー配列
 OPERATION PANEL key arrangement



質量
 Mass

1.4kg

端子台配置
 Terminal block layout



(寸法単位: mm)
 (DIM. IN mm)

端子台詳細図
 Detail drawings of terminal blocks

